

BOOKLET 2



BRITISH
COUNCIL

B Plan
Distrital de
Bilingüismo



ALCALDÍA MAYOR
DE BOGOTÁ D.C.

SECRETARÍA DE
EDUCACIÓN



Booklet 2

CEFR Level A2.1	Suggested Curriculum Module 3: Sustainability	Topic: The Earth, our Planet, our House
<p>This booklet consolidates some of the student learning objectives indicated in The Suggested English Curriculum in Module 3 for 7th grade, presented below:</p> <p>Performance indicators:</p> <ol style="list-style-type: none">1. Identifies <i>Wh</i>-questions in questions to obtain specific information.2. Proposes simple actions for environmental conservation.3. Respects the environment. <p>Basic Learning Rights (BLR): Seventh Grade</p> <ol style="list-style-type: none">1. Recognizes specific information related to objects, people, and actions in written and oral texts.2. Describes actions related to family or school situations.		
<p>By the end of this booklet you should be able to:</p>		
<p>Ask for and give information about activities for environmental conservation in the community. Let's get started!</p>		

Activities: The Earth, our Planet, our House!



We all share a home. It is our planet Earth! One of the causes of climate change is human activity, and there are some steps that we can follow to **protect** and **conserve** the environment. With this booklet, you can learn how to write and talk about those activities and share them with others. *You can use your dictionary to search for words you do not know!* Let's enjoy and learn!

Pre-reading activities: The following exercises help you to learn the vocabulary of the lesson. Let's do them!



Activity 1:

Industrial activities and contamination increase greenhouse gas emissions affecting Earth's temperature.

Do you know which activities can **help to protect** our planet?

Classify the following activities as good or bad for the conservation of the planet:

- Recycle - Plant a tree - Conserve Energy - Pollute - Drive cars

	
1. Plant a tree	a.
2.	b.
3.	

Activity 2:

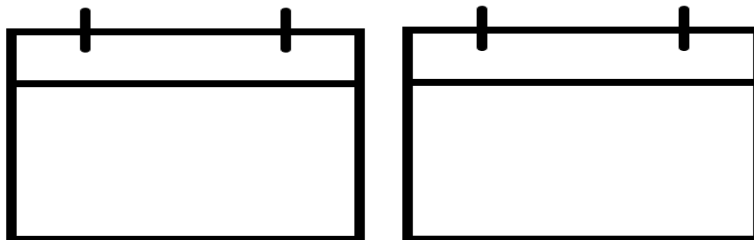
Let's practice the vocabulary. Find the suggested words in the next word search chart:

I am an Environmental Superhero

G	L	O	B	A	L	W	A	R	M	I	N	G	D
C	L	I	M	A	T	E	C	H	A	N	G	E	S
C	R	C	B	L	V	A	C	N	H	L	S	O	P
E	E	D	I	X	O	I	D	N	O	B	R	A	C
E	L	C	Y	C	E	R	M	O	A	L	E	S	A
C	T	C	E	I	O	A	C	I	R	C	T	Y	H
D	E	A	R	R	L	D	E	T	N	L	A	L	R
T	E	X	E	E	B	N	O	U	C	E	W	E	X
P	D	R	U	D	T	C	N	L	E	O	E	A	L
T	O	A	S	U	W	M	E	L	N	G	V	E	O
I	M	O	E	C	B	L	U	O	C	E	A	L	I
C	R	R	C	E	N	O	R	P	A	O	S	R	C
N	O	I	T	A	V	R	E	S	N	O	C	C	A
L	P	L	A	N	T	A	T	R	E	E	B	I	I

GLOBAL WARMING
CLIMATE CHANGES
POLLUTION
CARBON DIOXIDE
RECYCLE
SAVE WATER
REUSE
CONSERVATION
PLANT A TREE
REDUCE

Now, write the two most terrible environmental problems in your opinion.



Let's get familiar with the pronunciation of some words related to sustainability and environment. Listen to the audio and practice repeating the words you hear. Are there any words you weren't familiar with? Your teacher will send the audio to you.



Environment.mp4

While-reading activities: These activities help you to understand the information and grammar form from a text when you read it.

Activity 3: Look at the text. What type of text is it? Mark with an X.

a. Quiz _____

b. Poster _____

c. Magazine _____

Now, look at the text and try to answer the questions **without** searching on the web.

WHAT DO YOU KNOW ABOUT PLANET EARTH

1. Earth is the _____ planet from the sun.
A. Third B. Second C. Fifth
2. What gas other than nitrogen is in our atmosphere ?
A. Hydrogen B. Oxygen C. Helium
3. 70 percent of earth's surface is covered with:
A. Ice B. Sand C. Water
4. The largest ocean on Earth is 165 million square km, Which ocean is it?
A. The Pacific B. The Atlantic C. The Indian
5. The largest volcano in the world is called Mauna Loa. Where is it?
A. Japan B. Hawaii C. Iceland
6. The coldest continent on Earth has a recorded temperature of -89°C .
Brrrrr, that's freezing cold! Where is it?
A. Asia B. America C. Antarctica

Final Score: _____/6

Activity 4: Read the text again and circle the **Wh** questions. Follow the example.

Activity 5: Now, you will learn what you need to ask for and give information.

Wh Questions

Wh-words are **what, when, where, who, whom, which, whose, why** and can include **how**. We use them to ask for specific information. We do not give a *yes-no* answer to a Wh-question.

Write your answers to the questions b), c) and d). Use complete sentences. Follow the example.

Example:

a) **Which** is the coldest temperature recorded on the planet?

The coldest temperature recorded in the planes is -89°C.

b) **What** is the third planet from the sun?

c) **Where** is the largest volcano in the world?

d) **Which** is the largest ocean on Earth?

Activity 6: Now, read the text again and underline the verbs. Follow the example.

Verbs

When a word describes an action, an event, or a state, it is called a **verb**. Most verbs are called “regular verbs” because their forms for past simple, and past participle follow the same pattern or structure. You can recognize a regular verb because its past simple and past participle forms end in ‘**ed**’.

The verbs that do not have the same pattern or structure in simple past and past participle are called “irregular verbs.” You can recognize them because their forms do not have ‘ed’; their forms change in these tenses. (You can find the list of irregular verbs in the middle section of your dictionary).

You can find in **Appendix 1** a list of the 20 most common irregular verbs.

Example:

TENSE:	PRESENT or base form	PAST SIMPLE	PAST PARTICIPLE
REGULAR VERB	Start	Started	Started
IRREGULAR VERB	Sing	Sang	Sung

Look at the pictures and write the correct verb in the space below the picture

- turn off
- raise
- brush
- plant
- clean
- recycle

		
1) _____ your teeth	2) _____ the floor	3) _____ bottles



Now, below each verb, write its past form (remember if it is not in the dictionary verb list, it is a regular verb, and you only need to add "ED" at the end).

Post-reading activities: Now that you read the text and practiced vocabulary, you will learn how to propose actions to protect the planet in English.


Can - Cannot/Can't

We use CAN or CAN'T to talk about things which we think are usually, but not always, true.

Examples:


- I can save energy in my home to help the environment.
- I cannot help the planet when I throw garbage into the rivers.

Activity 7: We can change some things at home to protect the planet. Match the verbs with their complement:

1. Recycle		a. during the day
2. Turn off the lights		b. the trash in the can
3. Close		c. pollution
4. Throw		d. plastic, glass, and paper
5. Reduce		e. the water tap

Activity 8: Using the verbs in the box, write two more things you can do to protect the planet from your home:

recycle	contaminate	save	protect
plant	conserve	reduce	change.

Reduce plastic bags		
		

Activity 9: Now that you are an expert on things to do to save the environment, fill in the blanks with the vocabulary from activity 9:

Hello,

My name is _____. I am an environmental superhero. My mission is to **reduce** _____. From my home, I **recycle** _____. When I am not in my room, I turn off the lights and I keep them off _____. I **close** _____ while I brush my teeth, and I **throw** _____.

You can also be an environmental superhero; it is very easy and fun!

Activity 10: Self-assessment

Put a tick (✓) in the category that best describes your performance.

	Low performance (1.0 – 2.9)	Basic performance (3.0 – 3.9)	High performance (4.0 – 4.5)	Superior performance (4.6 – 5.0)
1. I can pronounce and spell the vocabulary of the lesson correctly.				
2. I understood the vocabulary of the lesson (recycle, plant a tree, conserve energy, pollute).				
3. I can identify opening and closing times in a poster.				
4. I can identify regular and irregular verbs in a text.				
5. I can use <i>can</i> and <i>can't</i> .				
7. I can write about what I can do to save the environment.				

To conclude, let's answer this question: **Which activity you liked the most that help you to learn about how to protect the planet?**

Thank you for your hard work! Now you can tell your family, friends, and teachers how we all can help to protect the planet!

Appendix 1

20 Most Common Irregular Verbs

1. be - was/were— been
2. do— did— done
3. eat— ate—eaten
4. feel— felt—felt
5. find— found—found
6. get— got— got
7. give— gave—given
8. go— went—gone
9. have - had—had
10. hear— heard—heard
11. know— knew—known
12. leave— left—left
13. make— made—made
14. read— read (pronounced 'red')—read
15. say— said—said
16. see— saw—seen
17. take— took—taken
18. tell— told—told
19. think— thought—thought
20. write— wrote— written

Answer Key:

Pre-reading activities: The following exercises help you to learn the vocabulary of the lesson. Let 's do them!



Activity 1:

Industrial activities and contamination increase greenhouse gas emissions affecting Earth's temperature.

Do you know which activities can **help to protect our planet**?

Classify the following activities as good or bad for the conservation of the planet:

- Recycle - Plant a tree - Conserve Energy - Pollute - Drive cars

	
1. Plant a tree	a. pollute
2. recycle	b. drive cars
3. conserve energy	

Activity 2:

Let's practice the vocabulary. Find the suggested words in the next word search chart:



- GLOBAL WARMING
- CLIMATE CHANGES
- POLLUTION
- CARBON DIOXIDE
- RECYCLE
- SAVE WATER
- REUSE
- CONSERVATION
- PLANT A TREE
- REDUCE

Play this puzzle online at : <https://thewordsearch.com/puzzle/1696704/>

While-reading activities: These activities help you to understand the information and grammar form from a text when you read it.

Activity 3: Look at the text. What type of text is it? Mark with an X.

a. Quiz X

b. Poster _____

c. Magazine _____

Now, look at the text and try to answer the questions **without** searching on the web.

Activity 4: Read the text again and circle the **Wh** questions. Follow the example.

WHICH–WHERE–WHERE

Activity 5:

Write your answers to the questions. Use complete sentences. Follow the example.

Example:

a) Which is the coldest temperature recorded on the planet?

The coldest temperature recorded in the planes is -89°C.

b) What is the third planet from the sun?

The third planet from the Sun is the earth.

c) Where is the largest volcano in the world?

The largest volcano in the world is in Hawaii.

d) Which is the largest ocean on Earth?

The largest ocean on Earth is the Pacific Ocean.


Activity 6: Now, read the text again and underline the verbs. Follow the example.

Example:

TENSE:	PRESENT or base form	PAST SIMPLE	PAST PARTICIPLE
REGULAR VERB	Start	Started	Started
	record	recorded	recorded
	call	called	Called
	cover	covered	covered
IRREGULAR VERB	Sing	Sang	Sung
	be	was/were	been
	freeze	froze	frozen

Look at the pictures and write the correct verb in the space below the picture

• Turn off	• raise	• brush	• Plant	• clean	• Recycle
------------	---------	---------	---------	---------	-----------

 <p>1) <u>brush</u> your teeth brushed</p>	 <p>2) <u>clean</u> the floor cleaned</p>	 <p>3) <u>recycle</u> bottles recycled</p>
 <p>4) <u>turn off</u> the lights turned off</p>	 <p>5) <u>raise</u> your hand raised</p>	 <p>6) <u>plant</u> a tree planted</p>

Now, below each verb, write its past form (remember if it is not in the dictionary verb list, it is a regular verb, and you only need to add "ED" at the end).

Post-reading activities: Now that you read the text and practiced vocabulary, you will learn how to propose actions to protect the planet in English.

Activity 7: We can change some things at home to protect the planet. Match the verbs with their complement.

- Recycle plastic, glass, and paper
- Turn off the lights during the day
- close the water tap
- throw the trash in the can
- reduce pollution

Activity 9: Now that you are an expert on things to do to save the environment, fill in the blanks with the vocabulary from activity 9:

Hello,

My name is _____ . I am an environmental superhero. My mission is to **reduce** pollution. From my home, I **recycle** plastic, glass, and paper. When I am not in my room, I turn off the lights and I keep them off during the day. I **close** the water tap while I brush my teeth, and I **throw** the trash in the can.

You can also be an environmental superhero; it is very easy and fun!